



Sutton BID

Week 24, 2017

12/06/2017 to 18/06/2017



REGION - Greater London

Monday to Sunday

COUNT TYPE: Footfall

Weekly Footfall

Benchmark calculations (Year on Year and Week on Week) have been calculated using like for like data sets (only those counters available in both comparison periods) to ensure statistical accuracy

	Year to Date % Change		Year on Year % Change		Week On Week % Change	
	2017	2016	2017	2016	2017	2016
Sutton BID	▼ -9.5 %	▼ -4.5 %	▲ 5.8 %	▼ -9.1 %	▲ 6.4 %	▼ -6.7 %
Greater London	▼ 0.0 %	▼ -2.7 %	▲ 3.9 %	▼ -5.8 %	▲ 8.4 %	▲ 0.2 %
UK	▼ 0.0 %	▼ -2.2 %	▲ 4.4 %	▼ -5.2 %	▲ 7.6 %	▼ -1.5 %

Headlines

The change in footfall for Sutton BID over the last 52 weeks is 5.6% down on the previous year.

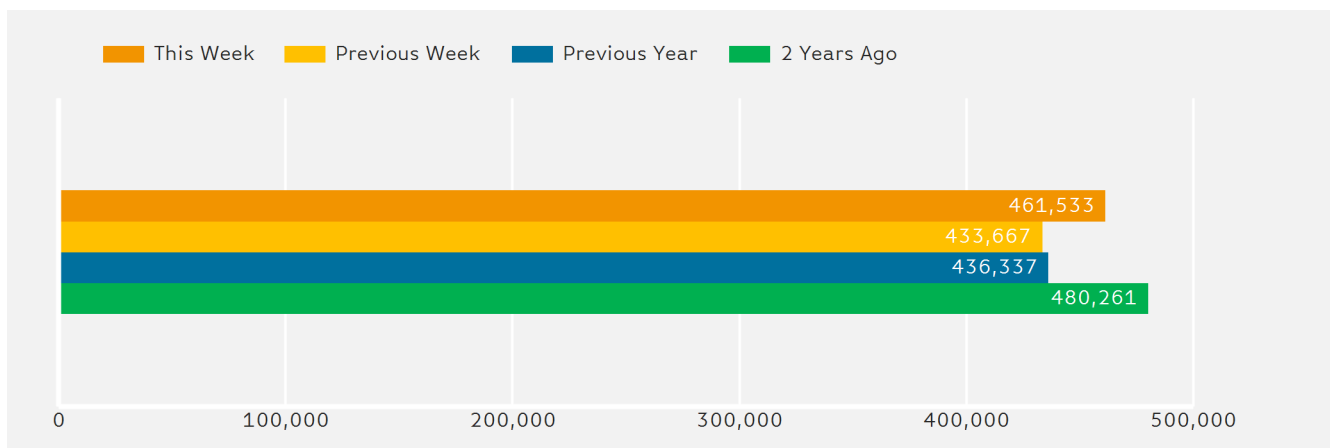
Footfall for the year to date is 9.5% down on the previous year.

The number of visitors counted for week commencing 12 June 2017 was 461,533.

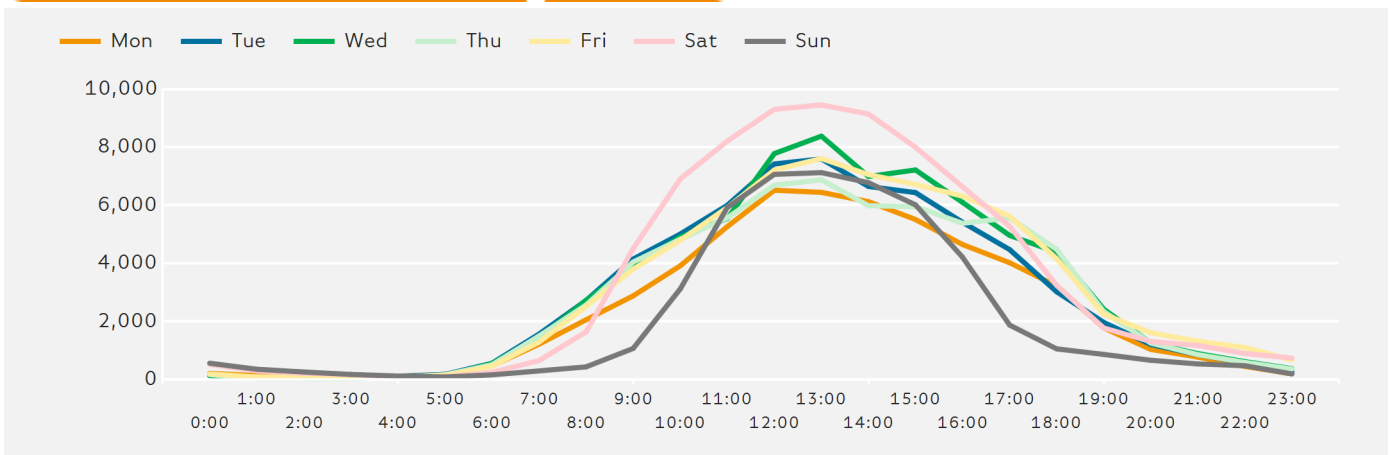
The busiest day in week commencing 12 June 2017 was Saturday with 80,468 visitors.

The peak hour of the week was 13:00 on Saturday with footfall of 9,454

Footfall Totals by Week



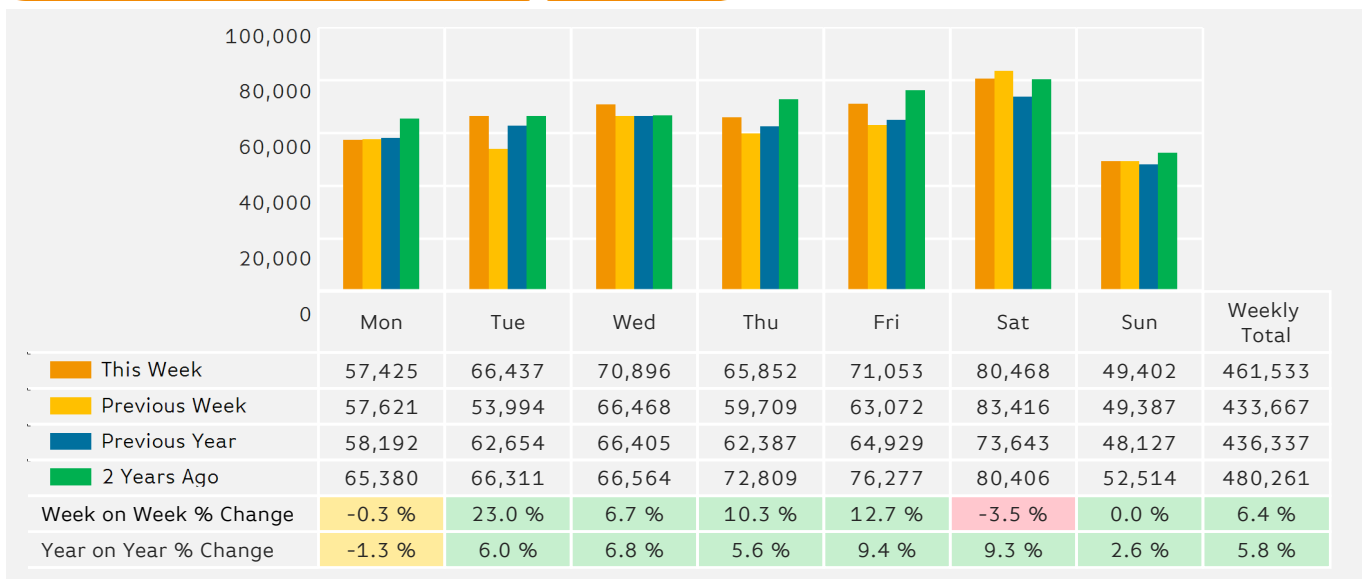
Footfall by Hour



Weather

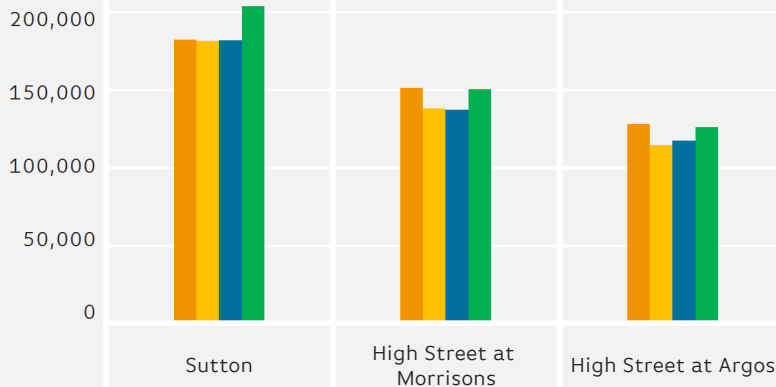
	Mon	Tue	Wed	Thu	Fri	Sat	Sun
This Week	19	23	26	22	24	29	29
Previous Week	17	17	19	19	21	23	21
Previous Year	19	19	19	18	20	17	20

Footfall by Day



Footfall Totals

■ This Week
 ■ Previous Week
 ■ Previous Year
 ■ 2 Years Ago



This Week	182,145	151,310	128,078
Previous Week	181,221	137,919	114,527
Previous Year	181,783	137,166	117,388
2 Years Ago	203,596	150,597	126,068
Week on Week % Change	0.5 %	9.7 %	11.8 %
Year on Year % Change	0.2 %	10.3 %	9.1 %

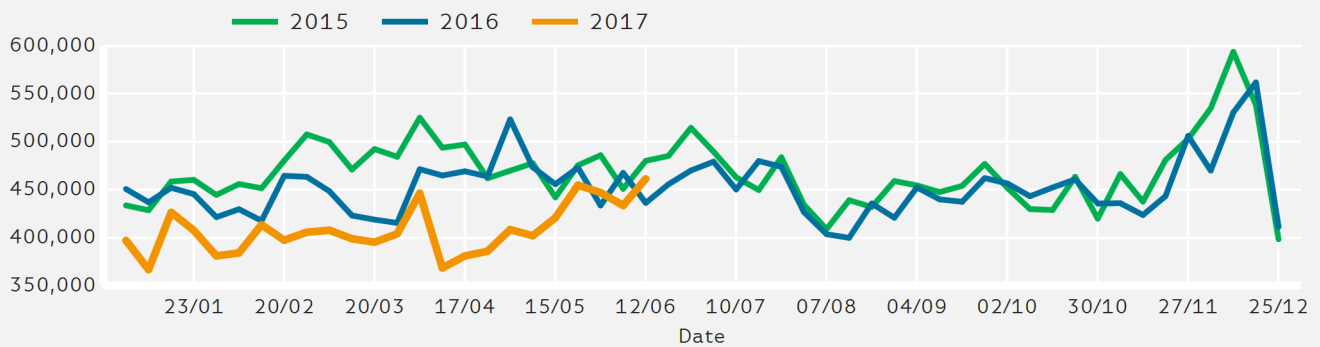
Footfall Totals

Counting By Location - Main Locations Only



■ Sutton, 39.5 %
■ High Street at Morrisons, 32.8 %
■ High Street at Argos, 27.8 %

Footfall by Week



Year to Date % Change is the annual % change in footfall from January of this year compared to the same period last year.
 Year on Year % Change is the % change in footfall for this week compared to the same week in the previous year.
 Week on Week % Change is the % change in footfall for this week from the previous week.